

Display of Imagination



16 Million colors • Any Image • Any size • Any quantity

Digital Textile Printing

One of the most promising developments in the textile industry is digital fabric printing. It has opened the doors for numerous prospects to enhance the quality and maintain the growing demands of textile printing. Anything can be printed with ease and perfection on fabric using digital printing technology.

Digital textile printing advantages

The digital textile printing has many advantages compared to the conventional printing method. The best aspect of digital printing technology is that there is no limitation on the usage of colors or repeat size. Multiple color shades can be printed on the fabric at a time. The digital textile printing system can supposedly produce 16 million colors and shades.




Nexgen
Fabrics

Welcome to Design world

Geometric Designs

Geometric design is a fun trend that focuses on the simplistic beauty of mixing certain shapes, lines, and curves together for creative results.



Nexgen
Fabrics

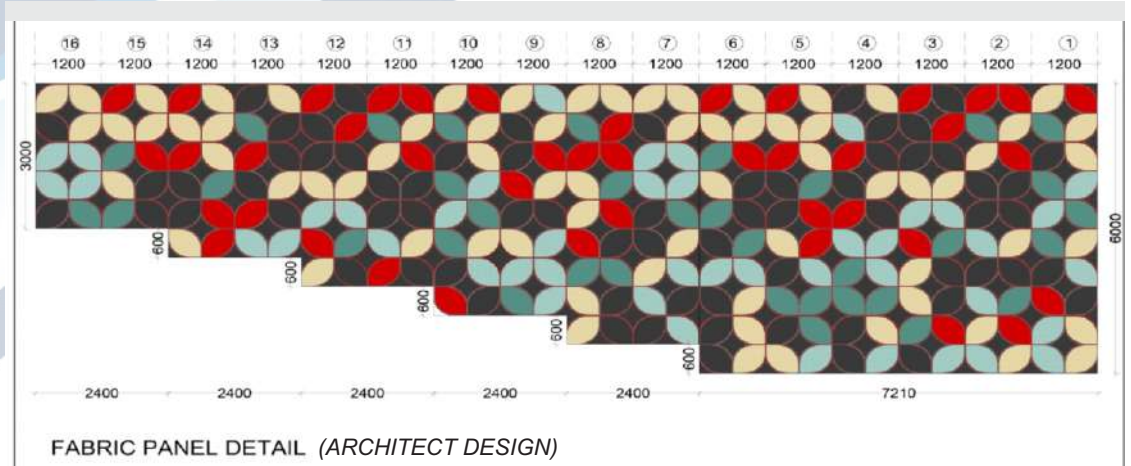
Abstract Design

Abstract design is art that **does** not attempt to represent an accurate depiction of a visual reality but instead use shapes, colours, forms and gestural marks to achieve its effect.




Nexgen
Fabrics

Digital printing on fabric panel (Connect with our works)



ON SITE IMAGE



ON SITE IMAGE



Nexgen
Fabrics

Multidirectional designs

Multi-directional repeats can be viewed from any direction. By placing the elements or motifs in different directions the pattern design does not appear to have a top, bottom, left or right. Multi-directional designs are great for fabric rolls as they can be cut and used from any point, therefore avoiding fabric wastage.





Nexgen
Fabrics

Motif designs

In art and iconography, a motif is an element of an image. A motif may be repeated in a pattern or design, often many times, or may just occur once in a work.

Motif is a word that is most commonly used in creative fields like visual arts, literature, and **design**. The term describes any key idea that is emphasized in a creative piece through consistent repetition. ... In the fields of **interior design** and landscaping, **motifs** often have a practical use.




Nexgen
Fabrics

To print the designs on the fabric digitally, a dye-sublimation printer is used, which carries out the printing process by using heat to transfer design onto the fabric. In digital printing, it is necessary to pre-treat the fabric. This will ensure that the fabric

holds the ink well, and a variety of colors can be attained through the pre-treatment process.

Dyeing is similar to printing but in dyeing the whole fabric is uniformly covered with one colour, where as in printing, repeat patterns are getting printed all over or on certain part of the fabric.



Nexgen
Fabrics

Last but not the least, as pollution from textile industry has become a serious problem, digital printing technology is environment friendly and saves water compared to the conventional printing methods. It creates less pollution as there is no discharge of dyes and chemicals. However, digital textile printing system has few limitations.

In Direct to Fabric , the printing is performed directly on a roll of fabric. Depending on the type of fabric various inks are used, which include:

- Pigment ink is used for cotton fabrics
- Acid dyes work primarily with nylon and silks
- Reactive dyes provide best results on cotton and other viscose materials, and
- Disperse dyes (sublimation) are almost exclusively used with polyester
- Digital Textile Printing is a process of printing on textiles and garments using inkjet technology to print colorants onto fabric. This process allows for single pieces, mid to small-run cycle production and even long-runs as an alternative option to screen printed fabric.
- The first step in digital textile printing is to pretreat the fabric with liquid solutions that prepare it to accept the dye and better absorb the color. Then it is fed through the printer, which sprays the dye onto the textile with tiny droplets. The final step is fixing the fabric, a process that ensures the permanency of the design. Depending on the type of textile and type of dye, fixing may involve steam, dry heat, or pressure. Sometimes it requires a combination of two or more of those.



Technical Information

RANGE :
AS PER SELECTION

Composition :
AS PER SELECTION

Width
54 inches $\pm 2\%$

Weight
AS PER SELECTION

Abrasion Resistance
AS PER SELECTION

Color Fastness
Wet:4 , Dry: 5

Color Matching
Batch to batch variations in shade may occur within commercial tolerances.

Anti - Microbial / Anti -Fungal
AATCC 147

Flammability
BS EN: 1021 part 1 & 2 (Cigarette & Match)
BS 5852 Ignition Source 5 (Crib 5)
CAL TB 117-2013
NFPA 260/UFAC CLASS1
NFPA 701
BS 5867 Part 2 Type B
*Certificates available on request.

Note: Flammability performance is dependent on components used. Our certificates show what substrates have been used in our tests. For composite tests customers must ensure their complete furniture meets the necessary standards.

Suitable For
Vertical Paneling & Seating.

Clean ing
Vacuum regularly, Professionally dry clean or wipe clean with a damp cloth.

Nexgen Fabrics Pvt. Ltd.

C-26, Sector - 13, Vasundhara,

Ghaziabad - 201012, Uttar Pradesh, India

Mobile +91 9717570068

Website : www.nexgenfabrics.com



Nexgen
Fabrics